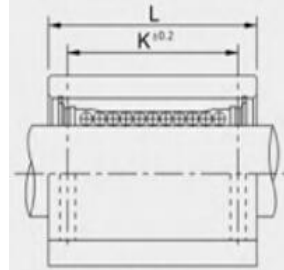
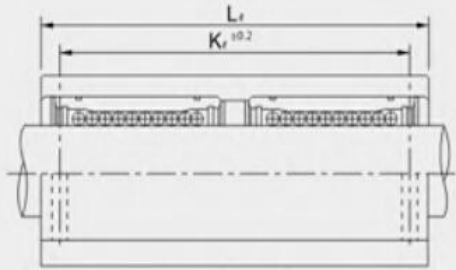


Considered by many to be the default choice for linear motion applications, the round shaft reticulating linear ball bearing pillow block is a tried and tested option suitable for most linear motion applications. This is the closed, single length, imperial (inch) version. The closed bearing design allows for a lower cost installation by using end supported shafts.

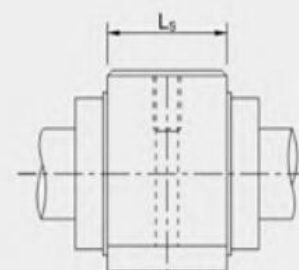
Linear motion ball bearing slide units: SC Series



SC...UU



SC...LUU



SC...SUU

Motion(shanghai)Industrial Development Co.,Ltd

Standard		Basic load rating		Weight(gf)	Length Type		Basic load rating		Weight	Shorten Type		Basic load rating		Weight
Designation	Liner Bearing	Dynamic CN	Static Co N		Designation	Liner Bearing	Dynamic CN	Static Co N		Designation	Liner Bearing	Dynamic CN	Static Co N	
SC8UU	LM8UU	274	392	56	SC8LUU	2 LM8UU	431	784	94	SC8SUU	LM8UU	260	400	36
SC10UU	LM10UU	372	549	90	SC10LUU	2 LM10UU	588	1100	147	SC10SUU	LM10UU	370	540	63
SC12UU	LM12UU	510	784	112	SC12LUU	2 LM12UU	813	1570	220	SC12SUU	LM12UU	410	590	74
SC13UU	LM13UU	510	784	123	SC13LUU	2 LM13UU	813	1570	245	SC13SUU	LM13UU	500	770	85
SC16UU	LM16UU	774	1180	189	SC16LUU	2 LM16UU	1230	2350	376	SC16SUU	LM16UU	770	1170	132
SC20UU	LM20UU	882	1370	237	SC20LUU	2 LM20UU	1410	2740	476	SC20SUU	LM20UU	860	1370	170
SC25UU	LM25UU	980	1570	555	SC25LUU	2 LM25UU	1610	3140	1115	SC25SUU	LM25UU	980	1560	405
SC30UU	LM30UU	1570	2740	685	SC30LUU	2 LM30UU	2450	5490	1375	SC30SUU	LM30UU	1560	2740	495
SC35UU	LM35UU	1670	3140	1100	SC35LUU	2 LM35UU	2650	6270	2200	SC35SUU	LM35UU	1660	3130	790
SC40UU	LM40UU	2160	4020	1600	SC40LUU	2 LM40UU	3430	8040	3200	SC40SUU	LM40UU	2150	4010	1220
SC50UU	LM50UU	3820	7940	3350	SC50LUU	2 LM50UU	6080	15900	6720	SC50SUU	LM50UU	3820	7930	2300

www.motnbearing.com